

# Sew On...Sew Forth

Volume 31 No. 2

1 [www.westsidesewing.com](http://www.westsidesewing.com) 319-365-3075

Summer Classes 2026

## Come see the NEWEST sergers at West Side Sewing and Serge your way through summer!



- 4/3/2 Thread Capability for the stitches
- Precise thread control
- Differential feed and more!



- Air threading loopers
- Differential feed
- Adjustable stitch length, cutting width, presser foot pressure and more!



- One touch electronic air threading loopers
- Stitch selection dial
- Precise thread control
- FREE ARM and more!



- Air thread with the touch of a button
- Exclusive sewing advisor
- Precise thread control and more!

## Here's why you want to own and use a serger!

**Professional finishes:** They create a tightly bound edge that stops fraying, just like store-bought clothing.

**Stretchy seam:** Sergers use multiple threads to create a flexible seam, which is crucial for knit fabrics like jersey or spandex.

**Time efficiency:** A serger cuts off excess seam allowance with a built-in blade while simultaneously sewing and overcasting the edge.

**Handling difficult fabrics:** The differential feed system prevents delicate or stretchy fabrics from stretching out or puckering.

**Versatility:** Beyond basic seams, they are used for creating decorative edges, gathers, and narrow rolled hems.

**Check out our Kids Classes on Page 5!**

**We know you've been loving your new machines!! Now is the time while you're on Summer Break to take your projects to the next level!**

# Sew On...Sew Forth

2 [www.westsidesewing.com](http://www.westsidesewing.com) 319-365-3075

## Volume 31 No. 2

Summer Classes 2026

### QUILTING

#### BEGINNING QUILTING 101

2 (2 ½ hr sessions) \$55 **Dawn**  
Never made a quilt before and would like to? Then this class is for you! Create a memorable 45" x 75" quilted throw that you'll enjoy for years. Best of all, you'll complete this project in class! **Must come prior to class date for fabric selection. Machine required & WSS Fabric fee required.**



Friday June 5 & 12 9:30-12:00 pm OR  
Thursday August 13 & 20 4:30-7:00 pm

#### FREE MOTION QUILTING

1 (2 ½ hr session) \$35 **Dawn**  
Machine quilting is art created by your hands, just like hand quilting... the needle just moves faster. Come to this class so you can get started learning this fascinating free motion technique. You'll be amazed at all of the tips you'll learn to achieve the desired results that you've been looking for. **Machine required. WSS Kit fee required.**



Friday June 12 1:00-3:30 pm OR  
Saturday August 22 9:30-12:00 pm




#### NEW! STAR SPANGLED BANNER

2 (3 hr sessions) \$55 **Marcie**  
Join me and make this beautiful American Flag quilt using the Storm at Sea pattern. We will use traditional piecing methods. NO curved piecing. What a wonderful way to say Happy Birthday, America! 52"x43" **Machine required. WSS Fabric Fee Required.**

Monday June 15 & 22 1:00-4:00 pm

#### NEW! SPLIT STONE

2 (3 hr sessions) \$55 **Marcie**  
This project is a great choice for your "second quilt". OR, if you are an experienced piecer and need a gift in a hurry it's perfect. This pattern is also terrific to show off large print fabric you just can't cut into tiny pieces! 54"x65" **Machine required. WSS Fabric Fee Required.**



Wednesday July 1 & 8 1:00-4:00 pm

### West Side Sewing Hours

9 AM to 5 PM Monday through Friday

9 AM to 7 PM Thursday

9 AM to 4 PM Saturdays


Closed on Sundays

Visit us at [www.westsidesewing.com](http://www.westsidesewing.com)

Email: [westsidesewing@mediacombb.net](mailto:westsidesewing@mediacombb.net)

319-365-3075

1-800-798-1655



WSS Fabric fee required.

#### NEW! MYSTERY QUILT BLOCK

1 (2 ½ hr session) \$35 **Marcie**  
Our fun continues with the Mystery Quilt, with blocks 6, 7, & 8. The rules have not changed. If you are ambitious, you may still join and make up the 1-5 blocks. Just come to the Block 6 class for the information to get started. You won't want to miss the chance to make this extraordinary project! **Machine required.**

#### Block 6

Monday June 8 1:30-4:00 pm

#### Block 7

Monday July 6 1:30-4:00 pm

#### Block 8

Monday August 10 1:30-4:00 pm

### MACHINE ART

#### NEW! RUNNING WITH SCISSORS

2 (3 ½ hr session) \$55 **Shelly S.**  
The perfect companion to the Take a Stand with improvements tote which can be used as a base for this wonderful zip up tool case. This can be customized to fit the tools you love. **Machine Required & WSS Fabric fee required.**



Saturday June 6 & 13 9:30-1:00 pm OR  
Thursday August 6 & 13 1:00-4:30 pm



#### NEW! ALL ABOARD TRAIN CASE

2 (3 hr session) \$55 **Shelly S.**  
Take beauty on the go and look stylish while doing so! You'll love this case for carrying cosmetics, jewelry, first aid supplies, or more. The pattern offers three sizes so you can personalize this one just for you. The small train case measures 5.5"D x 8.5"L x 2.75"H. The medium is 6.5"D x 9.5"L x 4"H. The large case measures 7.5"D x 10.5"L x 6.5"H. **Machine Required & WSS Fabric fee required.**

Saturday August 15 & 29 9:30-12:30 pm OR  
Monday August 24 & 31 1:00-4:00 pm

#### NEW! STRAWBERRY SURPRISE

1 (4 hr session) \$45 **Shelly S.**  
Let's make this fun and functional strawberry drawstring bag. You will enjoy how quickly and easily a few pieces of fabric can come together to create this precious gem with a hidden surprise. **Machine Required & WSS Fabric fee required.**



Thursday July 2 12:00-4:00 pm



#### NEW! APPLIQUE PIZZAZZ

1 (3 hr session) \$35 **Shelly S.**  
Let's take the basic applique techniques a step further. Many different stitches, other than the satin stitch can be used. Add color and variety to your project by trying other stitches and also by using various colors of thread. The project can be made into an item of your choice – pillow cover, banner, or a wall hanging.

Machine Required. WSS Fabric fee Required.

Friday June 26 9:30-12:30 pm

# Sew On...Sew Forth

## Volume 31 No. 2

3 [www.westsidesewing.com](http://www.westsidesewing.com) 319-365-3075

Summer Classes 2026

### NEW! KASSIDY CROSSBODY

2 (3 hr session) \$55 Shelly S.  
Elevate your sewing skills with this versatile bag! The bag features two slip pockets and two zipper pockets on the outside, as well as 2 slip pockets and a key minder inside. Grab handles and an adjustable crossbody strap make it perfect for any on-the-go adventure! **Machine Required. WSS Fabric fee Required.**



Monday June 29 & July 6 9:30-12:30 pm OR  
Saturday July 25 & August 1 9:30-12:30 pm

### NEW! CRAZY QUILT SERGER PILLOW

1 (4 hr session) **FREE!** \*A.C. Marcie  
Let's do a Crazy Quilt Pillow using your serger (or sewing machine). You will perfect the flatlock stitch on your serger while you have fun stitching weird shapes together. You decide the size of your pillow. **Machine required. WSS Fabric Fee Required.**



Thursday June 18 12:30-4:30 pm

## VIKING AND PFAFF KNOW HOW

### MASTERING THE BASICS

1 (2 ½ hr session) **FREE!**\*A.C. Shelly S.  
You will learn about different types of needles and threads to expand your sewing fun. You will review threading, bobbin winding, function buttons and the sewing advisor. You will stitch out sewing techniques and review bobbin case cleaning. **Viking OR Pfaff Machine required. WSS Kit fee Required.**



Thursday June 11 1:00-3:30 pm OR  
Saturday August 1 1:00-3:30 pm

### PROGRAM EXTENDED


1 (2 ½ hr session) **FREE!**\*A.C. Marcie  
We'll review how to use your machine's program feature then stitch on some pretty ribbons. Your own stitching is the perfect way to personalize gifts. The ribbons can be used as wraps for mugs, plants, and more. You may even use this technique to make gift bags! **Machine required. WSS Kit Required.**



Wednesday July 15 1:00-3:30 pm OR  
Thursday August 27 4:00-6:30 pm

### STITCHBOOK FOLIO

1 (3 hr session) **FREE!**\*A.C. Marcie  
Are you tired of looking at the decorative stitches on the screen of your sewing machine and thinking how flat and dull they appear? Make your own stitch samples and bring those stitches to life with colorful thread! You'll be thinking up projects to show-off those gorgeous stitches. We'll make an entire book




you can reference any time. **Machine required. WSS Fabric Fee Required.**

Wednesday June 17 1:00-4:00 pm OR  
Thursday August 6 4:00-7:00 pm

### NEW! QUILT BINDER DEMO

1 (3 hr session) **FREE!**\*A.C. Dawn  
We have these wonderful machines, so why are you hand sewing your binding? Come learn to use this fabulous attachment and bind those quilts fast! **WSS Kit fee Required. Viking or Pfaff Machine required. WSS Kit fee Required.**



Friday June 5 1:00-4:00 pm OR  
Saturday August 22 1:00-4:00 pm

## EMBROIDERY

### EMBROIDERY STITCH OUT

1 (1 ½ hr session) **FREE!** \*\*A.C. Marcie  
Learn how to hoop your fabric properly, operate the unit, rotate designs and much more. This class is also useful for the embroiderer who wants to review the basics. **Viking or Pfaff machine with embroidery unit required. WSS Kit Fee required.**



Thursday June 11 5:00-6:30 pm OR  
Monday August 17 1:00-2:30 pm

### EMBROIDERY & SEWING STABILIZER WORKSHOP


1 (1 ½ hr session) **FREE!**\*\*A.C. Katie  
This is a workshop that develops skills in hooping, stabilizing and placement. You'll be learning a variety of toppings, backings, spray adhesives and helpful products. **No machine necessary. WSS Kit fee Required.**



Monday June 15 1:00-2:30 pm OR  
Saturday August 8 9:30-11:00 am

### CUSTOMIZING BASICS

1 (2 ½ hr session) **FREE!**\*\*A.C. Marcie  
This embroidery class is the perfect overview of your "Part 2" private training. Practice positioning, rotation, scale, resize, zoom, duplicate, mirror, fonts, and more! **Viking or Pfaff machine with embroidery unit required. WSS Kit Fee required.**



Thursday July 9 1:00-3:30 pm

### DESIGN POSITIONING 1 & 2

1 (2 ½ hr session) **FREE!** \*\*A.C. Shelly S.  
In this class, we will learn placement of your designs. You will also take a design and place it on a project and do several in one hooping, saving both stabilizer and time. Perfect for napkins or any multiple embroidery that can be done at one time. **Viking or Pfaff machine with embroidery unit required. WSS Kit Fee required.**



Friday June 19th 1:00-3:30 pm

# Sew On...Sew Forth

## Volume 31 No. 2

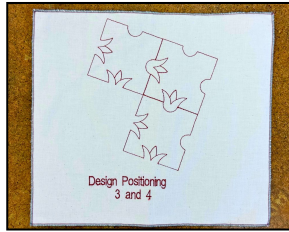
4 [www.westsidesewing.com](http://www.westsidesewing.com) 319-365-3075

Summer Classes 2026


### EMBROIDERY

#### DESIGN POSITIONING 3 & 4

1 (2 ½ hr session) **FREE! \*\*A.C.** Shelly S.  
Now that you have learned how to use Positioning 1 & 2, come advance your skills by learning points 3 & 4. You can take your project out of the hoop and still line up designs perfectly to stitch them out. **Must have Positioning 1 & 2. WSS Embroidery Machine with 3 & 4 required.**



Friday July 10 9:30-12:00 pm



#### NEW! IN THE HOOP NEEDLE HOLDER

1 (4 hr session) **\$40 \*\*A.C.** Linda  
Create your very own embroidered needle case holder to keep all of your sewing needles organized. This is done completely in the hoop and is the perfect design for storing needles, safety pins and more. **Viking or Pfaff machine with embroidery unit required. WSS Fabric Fee required.**

Wednesday June 10 12:00-4:00 pm OR

Saturday June 20 10:00-2:00 pm

#### NEW! SUDSY LACE

1 (4 hr session) **\$40 \*\*A.C.** Linda  
Learn how to use embroidery to decorate soap! This fast, easy and fun technique will help you create beautiful and unique gifts in no time. **Viking or Pfaff machine with embroidery unit required. WSS Fabric Fee required.**



Saturday July 11 9:30-1:30 pm OR

Friday July 31 9:30-1:30 pm

#### EMBROIDERY 101 TECHNIQUES

In few words said... these classes are for you. These hands-on classes will take you through all of the many embroidery applications. Try embroidery applique, cutwork, using optional hoops, 3 dimensional designs, chenille and sew much more. Intimidated by embroidering on plush towels, t-shirts, etc? These classes will get you feeling like an embroidery pro in no time.



#### NEW! EMB 101: RIBBON & EMBELLISHMENT ATTACHMENT DEMO

1 (2 ½ hr session) **FREE! \*\*A.C.** Shelly S.  
Ready to take your embroidery to the next level? Come learn the specifics of your ribbon or embellishment attachment. We will stitch out designs and elevate them with ribbon or beads. **Viking or Pfaff machine with embroidery unit required. WSS Kit Fee required.**

Saturday June 13 1:30-4:00 pm OR

Thursday June 25 1:00-3:30 pm


#### NEW! EMB 101: TURNABLE HOOP DEMO

1 (2 ½ hr session) **FREE! \*\*A.C.** Shelly S.  
If you want to stitch out grand designs you need the Majestic (360 X 350) or Mega Turnable Hoop (450 X 450). In this class we will stitch out extra-large designs and learn the intricacies of these wonderful hoops. **Viking or Pfaff machine with embroidery unit required. WSS Kit Fee required.**



Saturday July 25 1:00-3:30 pm OR

Monday July 27 1:00-3:30 pm



#### NEW! EMB 101: SCREEN BAG

1 (2 ½ hr session) **FREE! \*\*A.C.** Linda  
Create a stunning embroidered piece on screen. This unique material gives a lovely effect and is perfect for swim bags. You'll love this new technique. **Viking or Pfaff machine with embroidery unit required. WSS Kit Fee required.**

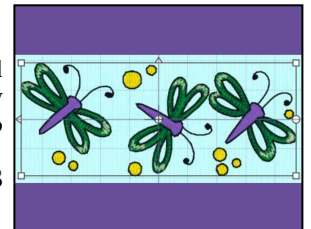
Wednesday August 5 9:30-12:00 pm OR

Saturday August 8 1:00-3:30 pm

### EMBROIDERY SOFTWARE


#### CREATIVATE LESSON 1

1 (3 hr session) **FREE!** Katie  
Let's get familiar with the home tab! We will cover the clipboard tools, selection tools, how to create fonts in Quick Fonts to be added into the letter options, and much more!  
**WSS CREATIVATE ALL LEVELS PERPETUAL OWNERS ONLY**



Saturday June 6 9:30-12:30 pm OR

Monday June 15 9:30-12:30 pm



#### CREATIVATE LESSON 2

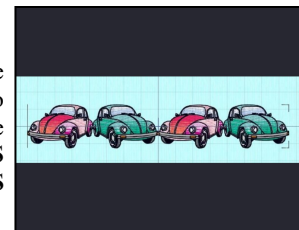
1 (2 hr session) **FREE!** Katie  
On lesson two, we will be working with Super Design and Encore, creating monograms, and adding Flourishes to them. You will love being able to personalize gifts for family and friends!  
**WSS CREATIVATE ALL LEVELS PERPETUAL OWNERS ONLY**

Saturday July 11 9:30-11:30 am OR

Monday July 13 9:30-11:30 am

#### CREATIVATE LESSON 3 & 4

1 (1 ½ hr session) **FREE!** Katie  
In this lesson you will learn how to create custom endless designs! We'll also learn how to split a large design into smaller parts to make them fit into multiple hoopings! **WSS CREATIVATE ALL LEVELS PERPETUAL OWNERS ONLY**



Monday August 3 9:30-11:00 am OR

Saturday August 8 11:30-1:00 pm

"Like" Us On

facebook



Instagram

# Sew On...Sew Forth

## Volume 31 No. 2

5 [www.westsidesewing.com](http://www.westsidesewing.com) 319-365-3075

Summer Classes 2026

### CREATIVATE LESSON 5

1 (2 hr session) **FREE!**

**Katie**

In this lesson we will focus on the many ways to Select, Group and Ungroup embroideries in the CREATIVATE software. **WSS CREATIVATE ALL LEVELS PERPETUAL OWNERS ONLY.**

**Monday June 22 9:30-11:30 am OR  
Saturday June 27 9:30-11:30 am**




### CREATIVATE LESSON 6

1 (2 hr session) **FREE!**

**Katie**

In this lesson we will explore the modify tab. Find out just how much you can change an embroidery design from adding and subtracting stitches to inserting new color commands! **WSS CREATIVATE GOLD & PLATINUM PERPETUAL OWNERS ONLY**

**Saturday July 18 9:30-11:30 am OR  
Monday July 27 9:30-11:30 am**




### CREATIVATE LESSON 7

1 (2 hr session) **FREE!**

**Katie**

In lesson 7 you'll learn how to create an Express Design in Creativate embroidery and edit your Express Design in Creativate Digitizing. **WSS CREATIVATE PLATINUM PERPETUAL OWNERS ONLY.**

**Saturday August 15 9:30-11:30 am OR  
Monday August 17 9:30-11:30 am**



### CREATIVATE LESSON 8

1 (3 hr session) **FREE!**

**Katie**

In this lesson, we will explore basic digitization principles and techniques to shapes created in CREATIVATE Draw and Paint. **WSS CREATIVATE PLATINUM PERPETUAL OWNERS ONLY**

**Saturday June 27 12:00-3:00 pm OR  
Monday June 29 9:30-12:30 pm**




### NEW! CREATIVATE IN THE HOOP ZIPPER BAG

1 (6 hr session) **\$55**

**Katie**

Do you love personalized zipper bags? In this class you will learn how to digitize your own bag. You can make a bag the size of your hoops (or smaller), with or without pockets, decorated or plain, flat or boxed! We will design our bags and stitch them out the same day. **WSS MYSEWNET GOLD AND PLATINUM PERPETUAL OWNERS ONLY. WSS Kit Fabric required.**

**Monday July 20 9:30-3:30 pm OR  
Saturday August 22 9:30-3:30 pm**



### NEW! CREATIVATE DIGITIZING FUN

1 (3 hr session) **FREE!**

**Katie**

Creativate Platinum has many ways to add a digitized element to an existing project, or to simply access the Digitizing software and design a project to save for later use. Let's explore some methods Creativate Embroidery software offers for designing and saving .edo files, and then utilizing them in Embroidery

projects, to make your designing process streamlined and easy to use! **WSS CREATIVATE SILVER, GOLD & PLATINUM PERPETUAL OWNERS ONLY**

**Saturday July 18 12:00-3:00 pm OR  
Monday August 10 9:30-12:30 pm**

## KIDS CLASS

### NEW! KIDS BEGINNING QUILTING

2 (4 hr session) **\$50**

**Dawn**

Start your quilting Journey with a friendly manageable project that will showcase your new artistic skills immediately. You'll learn key techniques that you will use for the rest of your life. **Machine required. WSS Fabric fee required.**



**Wednesday & Thursday June 10 & 11 9:30-1:30 pm**



### NEW! KIDS PJ PANTS

2 (4 hr session) **\$50**

**Marcie**

Calling all young or beginning sewists! In this class you will learn the basics of garment construction and sewing in general. After you make the pajama pants you can move on to slacks, blouses, dresses and a whole lifetime of fun and creativity! Join me for fun in the summer. **Machine required. WSS Fabric fee**

**required.**

**Monday & Tuesday July 13 & 14 9:30-1:30 pm**

### NEW! KIDS FUNKY WALLET

1 (7 hr session) **\$50**

**Shelly S.**

In this class we will cut fabric to size, work with Soft and Stable and Velcro, and use the sew and turn method to create finished seams all to create a darling two pocket wallet. **Machine required. WSS Fabric fee required.**

**Tuesday August 11 9:30-4:30 pm**



# Sew On...Sew Forth

6 [www.westsidesewing.com](http://www.westsidesewing.com) 319-365-3075

Volume 31 No. 2

Summer Classes 2026

## June 2026

Sunday	Monday	Tuesday	Wednesday	Thursday	Friday	Saturday
	1	2	3	4	5 Beginning Quilting 9:30-12:00 pm Quilt Binder Demo 1:00-4:00 pm	6 Creativate Lesson 1 9:30-12:30 pm Running w/Scissors 9:30-1:00 pm
7	8 Mystery Block 6 1:30-4:00 pm	9	10 Kids Beginning Quilting 9:30-1:30 pm I-t-h Needle Holder 12:00-4:00 pm	11 Kids Beginning Quilting 9:30-1:30 pm Mastering the Basics 1:00-3:30 pm Emb Stitchout 5:00-6:30 pm	12 Beginning Quilting 9:30-12:00 pm Free Motion Quilting 1:00-3:30 pm	13 Running w/Scissors 9:30-1:00 pm Emb 101: Ribbon & Emb Attachment 1:30-4:00 pm
14	15 Creativate Lesson 1 9:30-12:30 pm Stab Wkshop 1:00-2:30 pm Star Spangled Banner 1:00-4:00 pm	16	17 Stitchbook Folio 1:00-4:00 pm	18 Crazy Serger Pillow 12:30-4:30 pm	19 Design Positioning 1 & 2 1:00-3:30 pm	20 I-t-h Needle Holder 10:00-2:00 pm
21 Father's Day	22 Creativate Lesson 5 9:30-11:30 am Star Spangled Banner 1:00-4:00 pm	23	24	25 Emb 101: Ribbon & Emb Attachment 1:00-3:30 pm	26 Applique Pizazz 9:30-12:30 pm	27 Creativate Lesson 5 9:30-11:30 am Creativate Lesson 8 12:00-3:00 pm
28	29 Cassidy Crossbody 9:30-12:30 pm Creativate Lesson 8 9:30-12:30 pm	30				

## July 2026

Sunday	Monday	Tuesday	Wednesday	Thursday	Friday	Saturday
			1 Split Stone 1:00-4:00 pm	2 Strawberry Surprise 12:00-4:00 pm	3	4 4th of July Store Closed
5	6 Cassidy Bag 9:30-12:30 pm Mystery Block 7 1:30-4:00 pm	7	8 Split Stone 1:00-4:00 pm	9 Customizing Basics 1:00-3:30 pm	10 Design Positioning 3 & 4 9:30-12:00 pm	11 Creativate Lesson 2 9:30-11:30 am Sudsy Lace 9:30-1:30 pm
12	13 Creativate Lesson 2 9:30-11:30 am Kids PJ Pants 9:30-1:30 pm	14 Kids PJ Pants 9:30-1:30 pm	15 Program Extended 1:00-3:30 pm	16	17	18 Creativate Lesson 6 9:30-11:30 am Creativate Digitizing Fun 12:00-3:00 pm
19	20 Creativate In the Hoop Zipper Bag 9:30-3:30 pm	21	22	23	24	25 Cassidy Bag 9:30-12:30 pm Emb 101: Turnable Hoop Demo 1:00-3:30 pm
26	27 Creativate Lesson 6 9:30-11:30 am Emb 101: Turnable Hoop Demo 1:00-3:30 pm	28	29	30	31 Sudsy Lace 9:30-1:30 pm	

# Sew On...Sew Forth

Volume 31 No. 2

Summer Classes 2026

7 [www.westsidesewing.com](http://www.westsidesewing.com) 319-365-3075

## August 2026

Sunday	Monday	Tuesday	Wednesday	Thursday	Friday	Saturday
						<b>1</b> Cassidy Bag 9:30-12:30 pm Mastering the Basics 1:00-3:30 pm
<b>2</b>	<b>3</b> Creativate Lesson 3 & 4 9:30-11:00 am	<b>4</b>	<b>5</b> Emb 101: Screen Bag 9:30-12:00 pm	<b>6</b> Running w/Scissors 1:00-4:30 pm Stitchbook Folio 4:00-7:00 pm	<b>7</b>	<b>8</b> Stab Wkshp 9:30-11:00 am Creativate Lesson 3 & 4 11:30-1:00 pm Emb 101: Screen Bag 1:00-3:30 pm
<b>9</b>	<b>10</b> Creativate Digitizing Fun 9:30-12:30 pm Mystery Block 8 1:30-4:00 pm	<b>11</b> Kids Funky Wallet 9:30-4:30 pm	<b>12</b>	<b>13</b> Running w/Scissors 1:00-4:30 pm Beginning Quilting 4:30-7:00 pm	<b>14</b>	<b>15</b> Creativate Lesson 7 9:30-11:30 am All Aboard Train Case 9:30-12:30 pm
<b>16</b>	<b>17</b> Creativate Lesson 7 9:30-11:30 am Emb Stitchout 1:00-2:30 pm	<b>18</b>	<b>19</b>	<b>20</b> Beginning Quilting 4:30-7:00 pm	<b>21</b>	<b>22</b> Free Mot Quilt 9:30-12:00 pm Quilt Binder Demo 1:00-4:00 pm Creativate In the Hoop Zipper Bag 9:30-3:30 pm
<b>23</b>	<b>24</b> All Aboard Train Case 1:00-4:00 pm	<b>25</b>	<b>26</b>	<b>27</b> Program Extended 4:00-6:30 pm	<b>28</b>	<b>29</b> All Aboard Train Case 9:30-12:30 pm
<b>30</b>	<b>31</b> All Aboard Train Case 1:00-4:00 pm					

### More details...Class Policy

Everyone is welcome to attend classes at West Side Sewing. Class space is limited and classes fill quickly, please register early. We strive to teach you the most at the best possible value.

†All classes require advance registration.

†Classes involving kits require registration a minimum of 3 days prior to class date.

†Kit payment is required at the time of registration and is non refundable

†Receive a 10% class discount on all non-sale supplies used in class. Kits have been included with a 10% discount.

†Classes will be cancelled 3 days prior to class date if insufficient registration. Sign up early ☺.

†Customer cancelling one week or more prior to the class start date will receive a store credit, if a fee was required. **Class Pass classes do not qualify for credit.**

†If you have not purchased your sewing machine from West Side Sewing your fees for Advanced Application classes are as follows: \*A.C. \$75, \*\*A.C. \$125.

Note class descriptions where applicable. Class Pass does not apply.

**†PURCHASED WEST SIDE SEWING FABRIC KIT REQUIRED**

Thank you in advance for helping to make our class program run smoothly.

### Attention all West Side Sewing Valued Customers!


We'd like to emphasize how important it is to sign up for classes at a minimum of 1 week prior to class date. The earlier the better! This ensures us adequate time to fill the attendance to avoid the class being cancelled.

A lot of time and effort goes into generating these classes for you, which keeps you creating projects to your fullest potential!

**Don't forget about all of your FREE Advanced Application classes when you've purchased your machine or Software at West Side Sewing!**

**WEST**  
**Side**  
**Sewing**

West Side Sewing  
4100 First Avenue NE  
Cedar Rapids, Iowa 52402

 Husqvarna *A tradition of excellence* **VIKING**